

Annexure - I

Annexure - I

Holding of specified securities ( Statement Showing Shareholding Pattern )

1. Name of Listed Entity : AVT NATURAL PRODUCTS LIMITED
2. Scrip Code / Name of Scrip / Class of Security / / EQUITY
3. Share Holding Pattern Filed under: Reg. 31(1)(a) / Reg. 31(1)(b) / Reg.31(1)(c)
  - a. If under 31(1)(b) then indicate the report for Quarter ending 31-Mar-2019
  - b. If under 31(1)(c) then indicate date of allotment/extinguishment 31-Mar-2019
4. Declaration: The Listed entity is required to submit the following declaration to the extent of submission of informatic

Particulars	Yes*	No*
1 Whether the Listed Entity has issued any partly paid up shares?		NO
2 Whether the Listed Entity has issued any Convertible Securities or Warrants?		NO
3 Whether the Listed Entity has any shares against which depository receipts are issued?		NO
4 Whether the Listed Entity has any shares in locked-in?		NO
5 Whether any shares held by promoters are pledge or otherwise encumbered?		NO

5. The tabular format for disclosure of holding of specified securities is as follows:-



Table I

Table I - Summary Statement holding of specified securities

Category (I)	Category of Shareholder (II)	Nos. of Shareholders (III)	No. of fully paid up equity shares held (IV)	No. of Partly paid-up equity shares held (V)	No. of shares underlying Depository Receipts (VI)	Total nos. shares held (VII) = (IV)+(V)+ (VI)	Shareholding as a % of total no. of shares (calculated as per SCRR, 1957) (VIII) As a % of (A+B+C2)	Number of Voting Rights held in each class of securities (IX)			No. of Shares Underlying Outstanding convertible securities (including Warrants) (X)	Shareholding, as a % assuming full conversion of convertible securities (as a percentage of diluted share capital) (XI)= (VII)+(X)	Number of Locked in shares (XII)		Number of Shares pledged or otherwise encumbered (XIII)		Number of equity shares held in dematerialized form (XIV)	
								No of Voting Rights					Total as a % of (A+B+C)	No.(a)	As a % of total Shares held (b)	No.(a)		As a % of total Shares held (b)
								Class eg: X	Class eg: Y	Total								
A.	PROMOTER & PROMOTER GROUP	6	113403836	0	0	113403836	74.47	113403836	0	113403836	74.47	0	0	0	0	0	113403836	
B.	PUBLIC	20228	38880164	0	0	38880164	25.53	38880164	0	38880164	25.53	0	0	0	0	0	31562786	
C.	NON PROMOTER- NON PUBLIC	0	0	0	0	0	0	0	0	0	0	0	0	0	0	0	0	
C1.	SHARES UNDERLYING DRS	0	0	0	0	0	0	0	0	0	0	0	0	0	0	0	0	
C2.	SHARES HELD BY EMPLOYEE TRUSTS	0	0	0	0	0	0	0	0	0	0	0	0	0	0	0	0	
	Total	20234	152284000	0	0	152284000	100	152284000	0	152284000	100	0	0	0	0	0	144966622	



Table II

Table II - Statement showing shareholding pattern of the Promoter and Promoter Group

	Category & Name of the Shareholders (I)	PAN (II)	Nos. of Shareholder (III)	No. of fully paid up equity shares held (IV)	Partly paid-up equity shares held (V)	No. of shares underlying Depository Receipts (VI)	Total nos. shares held (VII = IV + V + VI)	Shareholding % calculated as per SCRR, 1957 As a % of (A+B+C2) (VIII)	Number of Voting Rights held in each class of securities (IX)			No. of Shares Underlying Outstanding convertible securities (including Warrants) (X)	Shareholding as a % assuming full conversion of convertible securities ( as a percentage of diluted share capital) (XI) = (A+B+C2) / (X)	Number of Locked in shares (XII)		Number of Shares pledged or otherwise encumbered (XIII)		Number of equity shares held in dematerialized form (XIV)	
									No of Voting Rights					Total as a % of Total Voting rights	No. (a)	As a % of total Shares held	No. (a)		As a % of total Shares held (b)
									Class X	Class Y	Total								
<b>1.</b>	<b>INDIAN</b>																		
<b>a.</b>	<b>Individuals/Hindu undivided Family</b>		3	1698840	0	0	1698840	1.12	1698840	0	1698840	1.12	0	1.12	0	0	0	0	1698840
	Names :																		
	AJIT THOMAS	AAAPT8581H		1522840			1522840	1	1522840	0	1522840	1		1	0	0		0	1522840
	SHANTHI THOMAS	AAQPS9457H		124000			124000	0.08	124000	0	124000	0.08		0.08	0	0		0	124000
	ASHWIN THOMAS	AFIPT2713A		52000			52000	0.03	52000	0	52000	0.03		0.03	0	0		0	52000
<b>b.</b>	<b>Central Government/ State Government(s)</b>		0	0	0	0	0	0	0	0	0	0	0	0	0	0	0	0	0
<b>c.</b>	<b>Financial Institutions/ Banks</b>		0	0	0	0	0	0	0	0	0	0	0	0	0	0	0	0	0
<b>d.</b>	<b>ANY OTHER</b>																		
	Bodies Corporate		3	111704996	0	0	111704996	73.35	111704996	0	111704996	73.35	0	73.35	0	0	0	0	111704996
	Names :																		
	NEELAMALAI AGRO INDUSTRIES LIMITED	AAACN1143N		60913600			60913600	40	60913600	0	60913600	40		40	0	0		0	60913600
	THE MIDLAND RUBBER & PRODUCE CO LTD	AAACT8098G		44700036			44700036	29.35	44700036	0	44700036	29.35		29.35	0	0		0	44700036
	THE NELLIAMPATHY TEA AND PRODUCE CO. LTD.	AAACT8097K		6091360			6091360	4	6091360	0	6091360	4		4	0	0		0	6091360
	Sub-Total (A)(1)		6	113403836	0	0	113403836	74.47	113403836	0	113403836	74.47	0	74.47	0	0		0	113403836

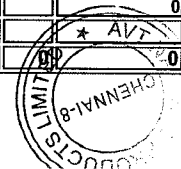


Table II																		
<b>2.</b>	<b>FOREIGN</b>																	
a.	Individuals (Non-Resident Individuals/ Foreign Individuals)	0	0	0	0	0	0	0	0	0	0	0	0	0	0	0	0	0
b.	Government	0	0	0	0	0	0	0	0	0	0	0	0	0	0	0	0	0
c.	Institutions	0	0	0	0	0	0	0	0	0	0	0	0	0	0	0	0	0
d.	Foreign Portfolio Investor	0	0	0	0	0	0	0	0	0	0	0	0	0	0	0	0	0
f.	ANY OTHER																	
	<b>Sub-Total (A)(2)</b>	<b>0</b>	<b>0</b>	<b>0</b>	<b>0</b>	<b>0</b>	<b>0</b>	<b>0</b>	<b>0</b>	<b>0</b>	<b>0</b>	<b>0</b>	<b>0</b>	<b>0</b>	<b>0</b>	<b>0</b>	<b>0</b>	<b>0</b>
	<b>Total Shareholding of Promoter and Promoter Group (A)= (A)(1)+(A)(2)</b>	<b>6</b>	<b>113403836</b>	<b>0</b>	<b>0</b>	<b>113403836</b>	<b>74.47</b>	<b>113403836</b>	<b>0</b>	<b>113403836</b>	<b>74.47</b>	<b>0</b>	<b>74.47</b>	<b>0</b>	<b>0</b>	<b>0</b>	<b>0</b>	<b>113403836</b>

Details of Shares which remain unclaimed may be given hear along with details such as number of shareholders, outstanding shares held in demat/unclaimed suspense account, voting rights which are frozen etc.



Table III

Table III - Statement showing shareholding pattern of the Public shareholder

Category & Name of the Shareholders (I)	PAN (II)	Nos. of Share holder (III)	No. of fully paid up equity shares held (IV)	Partly paid-up equity shares held (V)	No. of shares underlying Depository Receipts (VI)	Total nos. shares held (VII = IV + V + VI)	Shareholding % calculated as per SCRR, 1957 As a % of (A+B+C2) (VIII)	Number of Voting Rights held in each class of securities (IX)			No. of Shares Underlying Outstanding convertible securities (including Warrants) (X)	Total Shareholding as a % assuming full conversion of convertible securities (as a percentage of diluted share capital) (XI)	Number of Locked in shares (XII)		Number of Shares pledged or otherwise (XIII)		Number of equity shares held in dematerialized form (XIV)	
								No of Voting Rights					Total as a % of Total Voting rights	No.(a) (Not applicable)	As a % of total Shares held (b)	No.(a) (Not applicable)		As a % of total Shares held (Not applicable) (b)
								Class X	Class Y	Total								
<b>1. INSTITUTIONS</b>																		
a. Mutual Funds/		0	0	0	0	0	0	0	0	0	0	0	0	0	0	NA	0	
b. Venture Capital Funds		0	0	0	0	0	0	0	0	0	0	0	0	0	0	NA	0	
c. Alternate Investment Funds		0	0	0	0	0	0	0	0	0	0	0	0	0	0	NA	0	
d. Foreign Venture Capital Investors		0	0	0	0	0	0	0	0	0	0	0	0	0	0	NA	0	
e. Foreign Portfolio Investor (Corporate)		1	50000	0	0	50000	0.03	50000	0	50000	0.03	0	0.03	0	0	NA	50000	
f. Financial Institutions/ Banks		2	53100	0	0	53100	0.03	53100	0	53100	0.03	0	0.03	0	0	NA	53100	
g. Insurance Companies		0	0	0	0	0	0	0	0	0	0	0	0	0	0	NA	0	
h. Provident Funds/ Pension Funds		0	0	0	0	0	0	0	0	0	0	0	0	0	0	NA	0	
<b>i. ANY OTHER</b>																		
FOREIGN INSTITUTIONAL INVESTORS		1	1	0	0	1	0	1	0	1	0	0	0	0	0	NA	0	
i. Market Maker		0	0	0	0	0	0	0	0	0	0	0	0	0	0	NA	0	
<b>Sub-Total (B)(1)</b>		<b>4</b>	<b>103101</b>	<b>0</b>	<b>0</b>	<b>103101</b>	<b>0.07</b>	<b>103101</b>	<b>0</b>	<b>103101</b>	<b>0.07</b>	<b>0</b>	<b>0.07</b>	<b>0</b>	<b>0</b>		<b>103100</b>	

Table III

Table III - Statement showing shareholding pattern of the Public shareholder

	Category & Name of the Shareholders (I)	PAN (II)	Nos. of Shareholder (III)	No. of fully paid up equity shares held (IV)	Partly paid-up equity shares held (V)	No. of shares underlying Depository Receipts (VI)	Total nos. shares held (VII = IV + V + VI)	Shareholding % calculated as per SCRR, 1957 As a % of (A+B+C2) (VIII)	Number of Voting Rights held in each class of securities IX)				No. of Shares Underlying Outstanding convertible securities (including Warrants) (X)	Total Shareholding, as a % assuming full conversion of convertible securities (as a percentage of diluted share capital) (XI)	Number of Locked in shares (XII)		Number of Shares pledged or otherwise (XIII)		Number of equity shares held in dematerialized form (XIV)
									No of Voting Rights			Total as a % of Total Voting rights			No.(a)	As a % of total Shares held (b)	No.(a) (Not applicable)	As a % of total Shares held (Not applicable) (b)	
									Class X	Class Y	Total								
2 a.	State Government(s)/ President of India		0	0	0	0	0	0	0	0	0	0	0	0	0	0	0	0	0
	Sub-Total (B)(2)		0	0	0	0	0	0	0	0	0	0	0	0	0	0	0	0	0
3.	NON-INSTITUTIONS																		
a.	INDIVIDUALS -																		
	holding nominal share capital		19101	29237218	0	0	29237218	19.2	29237218	0	29237218	19.2	0	19.2	0	0	NA		22725136
	holding nominal share capital		6	2222562	0	0	2222562	1.46	2222562	0	2222562	1.46	0	1.46	0	0	NA		1670482
b.	NBFCs registered with RBI		0	0	0	0	0	0	0	0	0	0	0	0	0	0	NA		0
c.	Employee Trusts (holding DRs)		0	0	0	0	0	0	0	0	0	0	0	0	0	0	NA		0
d.	(balancing figure)		0	0	0	0	0	0	0	0	0	0	0	0	0	0	NA		0
e.	ANY OTHER																		
	Escrow Account		1	1195520	0	0	1195520	0.79	1195520	0	1195520	0.79	0	0.79	0	0	NA		1195520
	BODIES CORPORATE		192	1803556	0	0	1803556	1.18	1803556	0	1803556	1.18	0	1.18	0	0	NA		1747436
	Clearing Members		22	60864	0	0	60864	0.04	60864	0	60864	0.04	0	0.04	0	0	NA		60864

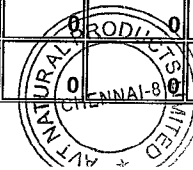


Table III

Table III - Statement showing shareholding pattern of the Public shareholder

Category & Name of the Shareholders (I)	PAN (II)	Nos. of Shareholder (III)	No. of fully paid up equity shares held (IV)	Partly paid-up equity shares held (V)	No. of shares underlying Depository Receipts (VI)	Total nos. shares held (VII = IV + V + VI)	Shareholding % calculated as per SCRR, 1957 As a % of (A+B+C2) (VIII)	Number of Voting Rights held in each class of securities IX)			No. of Shares Underlying Outstanding convertible securities (including Warrants) (X)	Total Shareholding, as a % assuming full conversion of convertible securities (as a percentage of diluted share capital) (XI)	Number of Locked in shares (XII)		Number of Shares pledged or otherwise (XIII)		Number of equity shares held in dematerialized form (XIV)	
								No of Voting Rights					Total as a % of Total Voting rights	No.(a)	As a % of total Shares held (b)	No.(a) (Not applicable)		As a % of total Shares held (Not applicable) (b)
								Class X	Class Y	Total								
DIRECTORS AND THEIR RELATIVES		3	906680	0	0	906680	0.6	906680	0	906680	0.6	0	0	0	0	NA	906600	
HINDU UNDIVIDED FAMILIES		543	1207080	0	0	1207080	0.79	1207080	0	1207080	0.79	0	0	0	0	NA	1207065	
IEPF		1	1000640	0	0	1000640	0.66	1000640	0	1000640	0.66	0	0	0	0	NA	1000640	
NRI – Non- Repat		111	295436	0	0	295436	0.19	295436	0	295436	0.19	0	0	0	0	NA	295436	
NRI – Repat		244	847507	0	0	847507	0.56	847507	0	847507	0.56	0	0	0	0	NA	650507	
e. Foreign Portfolio Investor (Individual)		0	0	0	0	0	0	0	0	0	0	0	0	0	0	NA	0	
Sub-Total (B)(3)		20224	38777063	0	0	38777063	25.46	38777063	0	38777063	25.46	0	0	0	0		31459686	
Total Public Shareholding (B)= (B)(1)+(B)(2)+(B)(3)		20228	38880164	0	0	38880164	25.53	38880164	0	38880164	25.53	0	0	0	0		31562786	

Details of the shareholders acting as persons in Concert including their Shareholding (No. and %):

Details of Shares which remain unclaimed may be given here along with details such as number of shareholders, outstanding shares held in demat/unclaimed suspense account, voting rights which are




Table IV

Table IV - Statement showing shareholding pattern of the Non Promoter- Non Public shareholder

Category & Name of the Shareholders (I)	PAN (II)	Nos. of Shareholder (III)	No. of fully paid up equity shares held (IV)	Partly paid-up equity shares held (V)	No. of shares underlying Depository Receipts (VI)	Total nos. shares held (VII = IV + V + VI)	Shareholding % calculated as per SCRR, 1957 As a % of (A+B+C2) (VIII)	Number of Voting Rights held in each class of securities (IX)				No. of Shares Underlying Outstanding convertible securities (including Warrants) (X)	Total Shareholding as a % assuming full conversion of convertible securities ( as a percentage of diluted share capital) (XI)	Number of Locked in shares (XII)		Number of Shares pledged or otherwise encumbered (XIII)		Number of equity shares held in dematerialized form (XIV) (Not applicable)
								No of Voting Rights			Total as a % of Total Voting rights			No.(a)	As a % of total Shares held (b)	No.(a) (Not applicable)	As a % of total Shares held (Not applicable) (b)	
								Class X	Class Y	Total								
1. Custodian/DR Holder		0	0	0	0	0	0	0	0	0	0	0	0	0	0	0	0	0
Employee Benefit Trust (under SEBI (Share based Employee Benefit) Regulations, 2014)		0	0	0	0	0	0	0	0	0	0	0	0	0	0	0	0	0
2. Total Non-Promoter- Non Public Shareholding (C)= (C1)+(C2)		0	0	0	0	0	0	0	0	0	0	0	0	0	0	0	0	0

